

# TRACK NEWSLETTER

Supplementing TRACK & FIELD NEWS

Vol. 14, No. 2

September 7, 1987

Page

## US-Great Britain Meet Summaries

100m (6.04 mph aiding wind). Turner (US) 10.5; 2. Bright (US) 10.6; 3. Jones (GB) 10.6; 4. Kelly (GB) 10.7.  
200m, Carlos (US) 20.9; 2. Bright 21.1; 3. M. Campbell (GB) 21.3; 4. Steane (GB) 21.6.  
400m, Matthews (US) 45.7; 2. Evans (US) 46.7; 3. C. Campbell (GB) 47.6; 4. Robertson (GB) 48.0.  
800m, W. Bell (US) 1:49.6; 2. Boulter (GB) 1:50.1; 3. Varah (GB) 1:51.9; 4. Carr (US) 1:54.5.  
1 Mile, Ryun (US) 3:56.0 (3:41.6 at 1500m); 2. Keino (Ken) 3:57.4 (3:42.0); 3. Simpson (GB) 4:00.4 (3:44.4); 4. Whetton (GB) 4:01.2 (3:45.2); 5. Mungai (Ken) 4:01.9; 6. Grelle (US) 4:02.4; 7. Wilkinson (GB) 4:06.9; 8. A. Green (GB) 4:09.3.  
5000m, McCafferty (GB) 13:45.8 (13:20.2 at 3Mile); 2. Smith (US) 13:47.2 (13:21.4); 3. Rushmer (GB) 13:55.8 (13:28.8); 4. Day (US) 14:00.0 (13:32.6).  
10,000m, Nelson (US) 28:48.2 CR, UK all-comers record (27:59.8 at 6Mile); 2. Freary (GB) 28:54.8 (28:00.6); 3. Laris (US) 28:59.8 (28:05.0); 4. Stewart (GB) 29:10.8 (28:08.2).  
3000mSt, Traynor (US) 8:38.6; 2. Herriott (GB) 8:45.8; 3. Pomfret (GB) 8:46.8; 4. Price (US) 8:58.6.  
110mHH (1.40 mph), Davenport (US) 13.7 UK all-comers record; 2. Flowers (US) 13.8; 3. Pascoe (GB) 14.3; 4. Storey (GB) 14.3.  
400mIH, Whitney (US) 50.9; 2. Sherwood (GB) 51.7; 3. Todd (GB) 52.7; 4. A. Bell (US) 52.7.  
400mR, United States 39.5 UK all-comers record (McCullough, Bright, Copeland, Turner); 2. Great Britain 43.2 (Hauck, Jones, M. Campbell, Kelly; Kelly pulled a muscle with 40 yards to go).  
1600mR, United States 3:06.9 (Toomey 46.7, Whitney 47.5, Carlos 46.3, Stinson 46.4); 2. Great Britain 3:10.1 (H. Davies 48.1, R. Green 47.7, Sherwood 47.7, C. Campbell 46.6).  
HJ, Caruthers (US) 7'0"; 2. Thomas (US) 6'8½"; 3. Fairbrother (GB) 6'4¾"; 4. Foster (GB) 6'4¾".  
PV, Seagren (US) 17'¾" UK all-comers record; 2. Railsback (US) 15'7"; 3. Bull (GB) 15'1"; 4. Stevenson (GB) 14'9".  
LJ, Boston (US) 26'10¾" w/26'2½" legal (26'2½", 25'6", 26'¾", 25'8¾", 26'3½", 26'10¾"); 2. L. Davies (GB) 26'7¼" legal NR (26'2", f, 26'0", 25'6½", 25'9¾", 26'7¼"); 3. Beamon (US) 26'¾" w/25'1½" legal (25'1½", 26'¾", f, f, f, 24'9¾"); 4. Lerwill (GB) 22'10".  
TJ, Alsop (GB) 51'11½" (48'0", f, 51'11½", f, f, 51'10¾"); 2. Craig (US) 50'10" (49'1", 50'1", 49'1¾", 50'10", f, 49'4"); 3. Jackson (US) 50'2½"; 4. Boosey (GB) 49'7¼".  
SP, Matson (US) 66'11" UK all-comers record (66'11", 63'4¾", 66'5¾", 65'0", 64'10½", f); 2. Steinhauer (US) 65'9" (65'9", 65'2¼", 64'11", 64'4¾", f, 63'9½"); 3. Carter (GB) 55'2¾"; 4. Lucking (GB) 53'10¾".  
DT, Carlsen (US) 198'7" (182'2", 198'7", 192'6", 193'1", 192'0", 192'4"); 2. Neville (US) 184'4" (four fouls); 3. Tancred (GB) 174'6"; 4. Watts (GB) 160'2".  
HT, Burke (US) 218'7" (f, 216'11", f, 217'5", 218'7", 217'5"); 2. Payne (GB) 194'2"; 3. Seddon (GB) 188'3"; 4. Fiore (US) 177'1".  
JT, Covelli (US) 245'6" (f, 237'9", 229'5", 236'3", 243'7", 245'6"); 2. Sanderson (GB) 229'8"; 3. Perkins (GB) 218'9"; 4. McNabb (US) 174'0" (injured, retired after one throw).  
10,000mWalk, Laird (US) 43:10.4; 2. Jones (GB) 43:56.8; 3. Hughes (GB) 44:48.0; 4. Young (US) 45:29.0.

## US-West Germany Meet Summaries

a=Aug. 16; b=Aug. 17  
100m (a), Turner (US) 10.2; 2. Wilke (WG) 10.3; 3. Bright (US) 10.4; 4. Metz (WG) 10.4.  
200m (b), Carlos (US) 20.5; 2. Turner 20.7; 3. Jellinghaus (WG) 20.8; 4. Eigenlen (WG) 21.7.  
400m (a), Matthews (US) 45.3; 2. Evans (US) 45.3; 3. Roderfeld (WG) 46.8; 4. Roper (WG) 47.3.  
800m (a), Kemper (WG) 1:46.2; 2. Adams (WG) 1:46.9; 3. Carr (US) 1:47.6; 4. Bell (US) 1:48.8.

1500m (b), Ryun (US) 3:38.2 (last 300m 36.2, 400m 51.0, 800m 1:51.0); 2. Tummeler (WG) 3:42.3; 3. Norpoth (WG) 3:42.5; 4. Grelle (US) 3:42.8.

3000m (b, exhibition), Day (US) 7:56.0; 2. Smith (US) 7:59.2; 3. Nightingale (US) 8:07.6 CR; 4. Clark (US) 8:10.2; 5. Panzer (WG) 8:19.2; 6. Molders (WG) 8:20.6; 7. Price (US) 8:25.8.

5000m (a), Norpoth 13:41.2; 2. Gerlach (WG) 13:42.6; 3. Nelson (US) 13:42.8; 4. Scott (US) 14:17.6.

10,000m (b), Laris (US) 28:33.4; 2. Lindgren (US) 28:40.2 CR; 3. Philipp (WG) 28:54.6; 4. Hecht (WG) 29:33.4.

3000mSt (b), Traynor (US) 8:32.4 AR; 2. Letzerich (WG) 8:38.3. Brosius (WG) 8:45.2; 4. McCubbins (US) 8:54.8.

400mR (a), United States 39.3 (Carlos, Bright, Copeland, Turner); 2. West Germany 40.1 (Hirscht, Metz, Enderlein, Wilke).

1600mR (b), United States 3:04.9 (Matthews, Stinson, Rogers, Evans); 2. West Germany 3:06.6 (Reinermann, Ulbricht, Roper, Roderfeld).

HJ (b), Caruthers (US) 7'1½"; 2. Schillkowski (WG) 7'¼"; 3. Thomas (US) 6'10"; 4. Lehmk (WG) 6'4¾".

PV (a), Railsback (US) 16'5"; 2. Lehnertz (WG) 16'1"; 3. Seagren (US) 16'1"; 4. Engel (WG) 16'1".

LJ (a), Boston (US) 25'10¾"; 2. Proctor (US) 25'6¼"; 3. Schwarz (WG) 25'4¼"; 4. Toeppner (WG) 23'10¾".

TJ (b), Sauer (WG) 53'6¾"; 2. Craig (US) 51'9"; 3. Krivec (WG) 51'7¾"; 4. Beamon (US) 48'9¾".

SP (b), Matson (US) 68'1¼"; 2. Steinhauer (US) 67'1¼"; 3. Birkenbach (WG) 61'8¾"; 4. Gloeckler (WG) 59'6½".

DT (a), Neu (WG) 190'6½"; 2. Carlsen (US) 187'11"; 3. Wippenmann (WG) 184'1½"; 4. Neville (US) 180'1½".

HT (a), Burke (US) 222'10"; 2. Beyer (WG) 221'4½"; 3. Fahsl (WG) 216'5½"; 4. Fiore (US) 181'8".

JT (b), Salomon (WG) 257'6½"; 2. Covelli (US) 252'3½"; 3. Struse (WG) 251'1½"; 4. McNabb (US) 183'4" (injured).

Dec (a-b), Poomey (US) 7938 (10.8, 24'1¾", 44'2", 6'3½", 47.14.8, 137'0", 13'1½", 191'9½", 4:24.4); 2. Nerlich (WG) 7646; 3. Walde (WG) 7261 (without 1500m); 4. Thoreson (US) 7001.

10,000mWalk (b), Laird (US) 44:36.8; 2. Nermrich (WG) 44:52.2; 3. Pape (WG) 46:08.6; 4. Young (US) 46:22.2.

## US-Italy-Spain Meet Summaries

(a)=Aug. 19; (b)=Aug. 20.  
100m (a), Carlos (US) 10.2; 2. Turner (US) 10.3; 3. Giannatasio (It) 10.5; 4. Preatoni (It) 10.6; 5. Jones (Sp) 10.6; 6. Iraundegue (Sp) 10.8.  
200m (b), Bright (US) 20.7; 2. Gianni (It) 21.0; 3. Iraundegue 21.2 NR; 4. Carlos 22.3; 5. Rivas (Sp) 22.4; 6. Berruti (It) 25.3.  
400m (a), Matthews (US) 45.2; 2. Stinson (US) 46.8; 3. Bello (It) 47.0; 4. S. Bianchi (It) 47.4; 5. Magarinos (Sp) 47.8; 6. Gayoso (Sp) 48.0.  
800m (a), Carr (US) 1:49.2; 2. Del Buono (It) 1:49.7; 3. V. Gonzales (Sp) 1:50.0; 4. Grelle (US) 1:50.4 (not Bell, as reported T&FN); 5. B. Bianchi (It) 1:52.5; 6. V. Gonzales (Sp) 1:52.6.  
1500m (b), Arese (It) 3:40.5 NR; 2. Finelli (It) 3:40.7; 3. Da (US) 3:41.6; 4. Morera (Sp) 3:42.5; 5. Gonzales-Amo (Sp) 3:43.5; 6. Scott (US) 4:09.4.  
5000m (a), Smith (US) 13:41.0; 2. Ryun (US) 13:47.8 (not 13:44.8); 3. Salgado (Sp) 13:58.4; 4. Aguilar (Sp) 14:00.0; 5. Anzone (It) 14:04.0; 6. Risi (It) 14:31.8.  
10,000m (b), Ambu (It) 29:21.6; 2. De Palma (It) 29:24.4; 3. Perez (Sp) 29:25.2; 4. Larrieu (US) 29:46.0; 5. Maiz (Sp) 30:05.4.  
6. Price (US) 32:21.6.  
3000mSt (b), Nightingale (US) 8:40.0; 2. Pizzi (It) 8:45.4; 3. Haro (Sp) 8:47.8; 4. Risi 8:56.2; 5. Bramos (Sp) 9:06.2; 6. Traynor (US) 9:10.8.  
110mHH (b), Davenport (US) 13.6; 2. Ottoz (It) 13.7; 3. Flow (US) 13.8; 4. Cornacchia (It) 14.4; 5. Cano (Sp) 15.0; 6. Carasco (Sp) 15.6.  
400mIH (a), Whitney (US) 49.6; 2. Frinolli (It) 50.7; 3. Roge

(US) 51.1; 4. Vizzini (It) 52.9; 5. Soriano (Sp) 54.9; 6. Tarasco 55.2.

400mR (a), United States 39.7 (McCullouch, Bright, Copeland, Turner); 2. Italy 39.9 (Laverda, Preatoni, Giani, Giannattasio); 3. Spain 40.9.

1600mR (b), United States 3:05.0 (Toomey, Copeland, Stinson, Matthews); 2. Italy 3:09.4; 3. Spain 3:13.0.

HJ (a), Caruthers (US) 6'11 7/8"; 2. Thomas (US) 6'9 3/8"; 3. Azza-ro (It) 6'9 3/8"; 4. Pico (It) 6'6 3/4"; 5. Lopez (Sp) 6'4 3/4"; 6. Martinez (Sp) 6'2 1/8".

PV (b), Railsback (US) 17'3 3/4"; 2. Seagren (US) 16'5"; 3. Dion-nisi (It) 16'1"; 4. Consegal (Sp) 14'5 1/4"; 5. Rossetto (It) 14'5 1/4"; 6. Sola (Sp) 14'5 1/4".

LJ (a), Miller (US) 25'4 1/4"; 2. Proctor (US) 25'4 1/4"; 3. Areta (Sp) 25'2 3/4"; 4. Santaro (It) 23'10 3/4"; 5. Suarez (Sp) 23'9"; 6. Bone-chi (It) 23'4 1/4".

TJ (b), Areta 51'11 1/4"; 2. Gentile (It) 51'9"; 3. Gatti (It) 50'8 3/8"; 4. Miller (US) 49'2 1/4"; 5. Bartolome (Sp) 49'1 1/2"; 6. Craig (US) 48'4 3/4".

SP (a), Steinhauer (US) 65'8 1/2"; 2. Matson (US) 65'5 3/4"; 3. Me-comi (It) 53'6 1/2"; 4. Tesmi (It) 49'9"; 5. Tallon (Sp) 46'2 1/4"; 6. Allende (Sp) 45'6 1/2".

DT (b), Simeon (It) 188'2"; 2. Matson (US) 186'1"; 3. Neville (US) 182'3 1/2"; 4. Ferrini (It) 168'3 1/2"; 5. Fernandez (Sp) 138'1 1/2"; 6. De Andres (Sp) 125'1 1/2".

HT (a), Burke (US) 213'5 1/2"; 2. Urlando (It) 204'8"; 3. J. Martinez (Sp) 197'1 1/2"; 4. Bernardini (It) 193'2"; 5. Garcia (Sp) 182'5"; 6. Fiore (US) 177'7 1/2".

JT (b), Covelli (US) 244'4"; 2. Radman (It) 243'7 1/2"; 4. Rode-gniero (It) 229'4 1/2"; 4. De Andres 221'11"; 5. Tallon (Sp) 215'2"; 6. Toomey (US) 209'5 1/2".

20,000mWalk (a), Laird (US) 1:28:18.2; 2. Pamich (It) 1:29:08.6; 3. Young (US) 1:31:35.6; 4. Visini (It) 1:33:37.8.

AC, East Los Angeles, Calif., July 20--PV, Wiley (Strid) 15'6" 2. Kirk (unat) 15'6".

AC, Knoxville, Tenn., July 22--LJ, Chilton (Knox TC) 24'11 3/4". AC, Los Angeles, Calif., July 25--PV, Wiley (Strid) 15'9".

AC, Woodland Hills, Calif., July 26--3Mile, Kimball (SBAC) 13:42.8. 120HH, Kerry (So Cal) 14.1. SP, Davis (PAA) 64'5".

AC, Reno, Nev., July 26--100 (1.0 mph headwind), Hilbe (Para dise AC) 9.4. 220, Hilbe 21.2. DT, Keshmiri (Hancock JC) 174'1".

AC, East Los Angeles, Calif., July 27--SP, Davis (PAA) 62'1". DT, Carlsen (So Cal) 201'7"; 2. Harper (Strid) 192'3"; 3. Lister (Okla St) 176'7". JT, Stuart (Strid) 259'1"; 2. FitzSimons (So Cal) 238'8".

AAU ALL-AROUND, Farmingdale, N.Y., July 29--1. Bill Ur-ban (NYAC) 8035 (10.7y, 47'1 1/4"; 5'10"; 4:32.2 880Walk, 136'2", 12'0", 16.0, 28'2 1/4" 56Wt, 21'3 1/2", 5:44.1M); 2. Walsh (LIAC) 7925

AC, Woodland Hills, Calif., Aug. 2--PV, Heglar (Pas CC) 15'6 SP, Davis (PAA) 64' 1/2".

AC, ELA, Calif., Aug. 3--JT, Stuart (Strid) 274'5" (best in the US in '67); 2. FitzSimons (So Cal) 230'1". PV, Wiley (Strid) 15'7"

AC, Cookeville, Tenn., Aug. 5--LJ, Chilton (Knox TC) 25'8 3/4" AC, New Canaan, Conn., Aug. 6--HT, Zilincar (Monmouth) 207'10"; 2. Thomson (NYAC) 191'0".

AC, Pittsburg, Calif., Aug. 10-11--Dec, Anderson (Calif) 6110; 2. Donohoe (Redwood City Strid) 6047.

INVITATIONAL DECATHLON, Walnut, Calif., Aug. 11-12--

1. Sloan (UCLA) 7869 (10.7, 22'5 3/4", 44' 1/2", 6'9 1/2", 48.6, 15.2, 155'4 1/2", 16'5", 115'9", 4:28.6); 2. Shinnick (USAF) 7307; 3. Gold-berg (Merritt JC) 7276; 4. Dobroth (unat) 6794 (6'10 3/4"); 5. Chand-ler (Whittier HS) 6164.

AC, Pasadena, Calif., Aug. 12--SP, Davis (PAA) 61'1". AC, Millbrae, Calif., Aug. 12--2Mile, Schul (Athens) 9:25.6.

LJ, Horn (Athens) 24'10". SP, Kennedy (Athens) 56'9"; 2. Larson (Hayward St) 56'0"; 3. B. Wilhelm (Okla St) 55'3". DT, Kennedy 179'1".

OREGON 237, BRITISH COLUMBIA 168, Vancouver, B.C., Aug. 12--Mile, Divine (Ore) 4:04.5; 2. Morrow (Ore TC) 4:04.7. 6Mile Moore (Ore TC) 28:45.4. 3000mSt, Moore 8:59.6; 2. Keenan (N Eugene HS) 9:11.4 HSR. JT, Burns (Ore TC) 251'8". 440IH, Knok (Aus) 51.8; 2. MacLaren (BC/Ore St) 52.7. 3Mile, Stageberg (Ge-twn) 14:10.0. DT, Bakkensen (Athens) 180'10".

FIREFIGHTERS, Buffalo, N.Y., Aug. 13--440, Burnett (Phila PC) 46.8. 880, Ziemiński (Geotwn) 1:49.6. 2Mile, Brown (NYAC) 8:56.0. 440R, Philadelphia PC 40.6 (Frazier, Richburg, Segal, Hall). MileR, Philadelphia PC 3:11.0 (Frazier, Richburg, Del-Vecchio, Burnett).

AC, San Jose, Calif., Aug. 15--PV, Phillips (Ore St) 16'6". AC, Pasadena, Calif., Aug. 16--SP, Davis (PAA) 63'7".

AC, Pasadena, Calif., Aug. 19--SP, Davis (PAA) 63'6". AC, Millbrae, Calif., Aug. 19--SP, Larson (Hayward St) 56'3".

AC, Lakewood, N.J., Aug. 20--HT, Zilincar (Monmouth) 199'11". 2. Thomson (NYAC) 176'11".

CENTENNIAL INVITATIONAL, Toronto, Ont., Canada, Aug. 1--440IH, Steele (Mich St) 51.5. HJ, Hines (Athens) 6'10 3/4". PV, Phillips (Ore St) 16'7 1/4". SP, Maggard (SCVYV) 63'3 3/4".

AC, Woodland Hills, Calif., Aug. 21--SP, Davis (PAA) 64' 1/2". AC, San Jose, Calif., Aug. 22--PV, Phillips (Ore St) 16'6".

JUNIOR CHAMP, Des Moines, Ia., Aug. 25-26--100, Tipton (Mich HS) 9.4w. 120HH (39-inch hurdles), Tipton (Central, Pontiac, Mich HS) 13.4w (legal 13.4 in prelims, HSR). PV, Carri-gan (Orting, Wash HS) 15'8". LJ, Garrett (DC HS) 24'7".

AC, Pasadena, Calif., Aug. 26--SP, Davis (PAA) 63'6"; 2. B. Wilhelm (Okla St) 55'9".

AC, Millbrae, Calif., Aug. 26--SP, Larson (Hayward St) 57'3 2. Kennedy (Athens) 57'0"; 3. B. Wilhelm (Okla St) 55'6 1/2". DT, Kennedy 183'10". HJ, Hines (Athens) 6'9 3/4".

AC, Costa Mesa, Calif., --HJ, Dobroth (unat) 6'10". JT, Sar-les (unat) 227'6".

### National News

Results of meets partially reported previously:

ONTARIO CENTENNIAL--3Mile, 9. Pearce (Tex Wn/Fr) 13:49.0. CONN AAU--HT, 2. Narcessian (RI) 202'6"; 3. Hall (NYAC) 198'6". 56Wt (National AAU championship), Frenn (PAA) 46'9 1/2"; 2. Thomson (NYAC) 42'5 1/2"; 3. Hall 42'5".

AC, Eugene, Ore., July 28--2Mile, Morrow (Ore TC) 8:57.6. 6Mile, Moore (Ore TC) 28:56.0. 3000mSt, Keenan (N Eugene HS) 9:24.4.

AC, Los Angeles, Calif., Aug. 5--100, 3. Moore (Fremont HS, LA) 9.5. TJ, Gipson (LBCC) 50'1"; 2. Loveridge (unat) 48'10 1/2".

PAN AMERICAN GAMES--1600mR, 2. Canada 3:04.9 (McKen-zie 46.1, MacLaren 45.9, McLaren 47.1, Crothers 45.8); 3. Jamai-ca 3:05.9 (Myton 47.0, Fray 47.6, MacDonald 46.9, Forbes 44.4)... 6. Trinidad 3:10.5 (Semon 48.6, Yearwood 48.1, J. Mottley 46.8, Cayenne 47.0).

AMERICAS VS. EUROPE--Inv 400m, Taylor (Ohio U) 45.9; 2. McKenzie (Can/So Ill) 46.6. Inv Mile, 2. Iaouhar (Fr) 4:05.8; 3. Dyce (NYU/Jam) 4:06.5. 1600mR, Americas 3:03.6 (Stinson 47.3, Franceschi 45.8, Matthews 45.9, Evans 44.6); 2. Europe 3:07.6 (Nallet 46.9, Graham 47.6, Werner 46.0, Badenski 47.1).

Results of meets not previously reported:

NMAAU DECATHLON, Albuquerque, June 3-4--1. Locke (unat) 6571; 2. Kelly (unat) 6328; 3. Medley (unat) 6098.

AC, Honolulu, Hawaii, July 3--220, Eddy (Aus) 21.1; 440IH, Knoke (Aus) 51.6. TJ, May (Aus) 54'4". SP, Mills (NZ) 64'11 3/4".

AC, Woodland Hills, Calif., July 5--SP, Davis (PAA) 63'1 1/2". AC, Los Angeles, Calif., July 18--2Mile, Larriue (Strid) 8:56.4. 120HH (wind ok), Coleman (unat) 13.5.

AC, Woodland Hills, Calif., July 19--PV, Aubry (Pierce JC) 15'6". SP, Davis (PAA) 61'7 1/2".

### Bulletin Board

#### TRACK NEWSLETTER

Second class postage paid at Los Altos, Calif. Published 24 times a year by Track & Field News, Inc., P. O. Box 296, Los Altos, Calif. \$6.00 per year by air mail or first class mail in the U.S., second class mail elsewhere. Dick Drake, Managing Editor; Corder Nelson, Editor; Bert Nelson, Publisher.

Upcoming Newsletters, all eight pages, will be mailed on the following dates: Oct. 12, Nov. 9 and Dec. 7. Track & Field News will go out Sept. 28, Nov. 2 (October issue), Nov. 23 and Dec. 21.

### Foreign News

Scandinavian news from Sven-Ivar Johansson:

LAHTI, FIN., July 23--PV, Alarotu 16'1 1/4". VALKEAKOSKI, FIN., July 24--LJ, Eskola 25'3 3/4". SP, Yrjok 60'2 3/4".

VARKAUS, FIN., July 27--PV, Orkamo 16'5"; 2. Pelkoranta 16'1". JT, Nevala 256'8".

VARNAMO, SWE., Aug. 2--1500m, Hogberg 3:42.0; 2. Gard-rud 3:42.0. SP, Bendeus 60'5 1/2".

HOFORS, SWE., Aug. 3--HT, Burke (US) 225'3". BORAS, SWE., Aug. 8-9--Dec, Hedmark 7207 NR.

NORWEGIAN CHAMPIONSHIPS, Trondheim, Aug. 11-13--1500



Kvalheim 3:44.5. 110mHH, Weum 14.0 NR. SP, Lorentzen 59'1 $\frac{1}{2}$ ". JT, Os 256'11 $\frac{1}{2}$ ".

FINNISH CHAMPIONSHIPS, Pori, Aug. 11-13--3000mSt, Kuha 8:41.6. PV, Ivanoff 16'10 $\frac{3}{4}$ " NR; 2. Alarotu 16'8 $\frac{3}{4}$ "; 3. Orkamo 16'5"; 4. Kairento 16'1"; 5. Pehkoranta 16'1". LJ, Pousi 25'5 $\frac{1}{2}$ "; 2. Eskola 25'5 $\frac{1}{4}$ "; 3. Palmén 25'4". TJ, Pousi 52'10"; 2. Groehn 52'7 $\frac{1}{4}$ ". SP, Yrjola 59'1 $\frac{1}{2}$ ". JT, Nevala 263'1 $\frac{1}{2}$ "; 2. Kinnunen 257'9 $\frac{1}{2}$ ". Dec, Tuominen 7142.

SWEDISH CHAMPIONSHIPS, Skovde, Aug. 11-13--3000mSt, Persson 8:41.6; 2. Bergkvist 8:44.4. HJ, Jonsson 6'10 $\frac{3}{4}$ ". PV, Blomquist 16'5 $\frac{1}{4}$ " NR; 2. Lagerquist 15'11". SP, Bendeus 60'2 $\frac{1}{2}$ ". DT, Bruck 185'10 $\frac{1}{2}$ ".

NORRKOPING, SWE., Aug. 16--HJ, Jonsson 6'11 $\frac{1}{4}$ ".

SWEDEN 212, FINLAND 198, Stockholm, Aug. 19-20--1500m, Garderud 3:44.2; 2. Hogberg 3:44.6. 3000mSt, Kuha (F) 8:29.8 NR; 2. Persson 8:36.6; 3. Karlsson 8:40.4; 4. Bergkvist 8:42.6; 5. Siren (F) 8:43.0. 400mIH, Librand 51.6. HJ, Dahlgren 7'1 $\frac{1}{4}$ ". PV, Ivanoff (F) 16'5"; 2. Lagerquist 16'1"; 3. Alarotu (F) 16'1". LJ, 2. Pousi 25'1 $\frac{1}{2}$ ". TJ, Helminen (F) 52'11"; 2. Pousi 52'7 $\frac{1}{2}$ ". SP, Yrjola (F) 60'6 $\frac{1}{2}$ "; 2. Bendeus 60'2 $\frac{3}{4}$ ". DT, Haglund 185'7 $\frac{1}{2}$ "; 2. Bruch 184'3 $\frac{1}{2}$ ". JT, Nevala (F) 269'6 $\frac{1}{2}$ "; 2. Kinnunen (F) 264'1"; 3. Nilsson 255'4 $\frac{1}{2}$ "; 4. Allander (F) 254'0"; 5. Bohman 253'8".

HALSINGBORG, SWE., Aug. 22--HT, Beyer (WG) 221'0"; 2. Burke (US) 213'10" (first loss of season).

NORWAY 231 $\frac{1}{2}$ , BENELUX 177 $\frac{1}{2}$ , Oslo, Nor., Aug. 22-23--800m, Mertens (Bel) 1:47.9; 2. De Hertoghe (Bel) 1:48.4. 1500m, Kvalheim 3:41.6. 10,000m, Roelants (Bel) 28:26.6. 110mHH, Weum 13.7 NR. 3000mSt, Solberg 8:38.4 NR; 2. Risa 8:38.8.

SKELLEFTEA, SWE., Aug. 22--LJ, Boston (US) 24'1 $\frac{1}{4}$ ". SP, Matson (US) 64'1 $\frac{1}{2}$ ".

SUNDSVALL, SWE., Aug. 23--LJ, Vaukonen (Fin) 24'2 $\frac{1}{4}$ "; 2. Boston (US) 24'1 $\frac{1}{4}$ " (still injured). SP, Matson (US) 64'1".

MALMO, SWE., Aug. 24--100m, Davenport (US) 10.5. Mile, Garderud 3:58.6; 2. Hogberg 3:58.9; 3. Kvalheim (Nor) 3:59.4. 3000m, Girke (WG) 7:58.0. 110mHH, Davenport 13.7; 2. Forssander 13.8; 3. John (WG) 13.8. PV, Railsback (US) 16'6 $\frac{3}{4}$ "; 2. Blomquist 16'3". SP, Matson (US) 65'3". HT, Beyer (WG) 217'5 $\frac{1}{2}$ "; 2. Burke (US) 215'3". DT, Bruch 185'10 $\frac{1}{2}$ "; 2. Haglund 185'2"; 3. Matson 183'10".

KARLSTAD, SWE., Aug. 25--LJ, Boston (US) 23'8". SP, Matson (US) 65'4 $\frac{1}{4}$ ". 1500m, De Hertoghe (Bel) 3:39.5 NR; 2. Garderud 3:39.6; 3. Wadoux (Fr) 3:39.7; 4. Hogberg 3:41.4; 5. Nicolas (Fr) 3:43.1. 3000mSt, Roelants (Bel) 8:32.8; 2. Bergkvist 8:45.8. DT, Bruch 184'7 $\frac{1}{2}$ ". HT, Burke (US) 213'3".

VASTERAS, SWE., Aug. 27--100m, Davenport (US) 10.6. 110mHH, Davenport 14.0. LJ, Vaukonen (Fin) 24'8"; 2. Boston (US) 24'4 $\frac{1}{2}$ ". PV, Railsback (US) 16'5 $\frac{3}{4}$ ". SP, Matson (US) 64'10". 35Wt, Burke (US) 71'2" AR. HT, Burke 212'8".

UDDEVALLA, SWE., Aug. 28--100m, Davenport (US) 10.7. 1500m, Szordikowski (Pol) 3:43.3. PV, Lagerquist 15'11".

LAHTI, FIN., Aug. 29--PV, Ivanoff 16'8 $\frac{3}{4}$ "; 2. Orkamo 16'5".

STOCKHOLM, SWE., Aug. 30--800m, Szordikowski (Pol) 1:48.2. 1500m, Wadoux (Fr) 3:40.8; 2. Kvalheim (Nor) 3:41.6; 3. Nicolas (Fr) 3:42.4; 4. Knill (Swz) 3:43.6. 3000m, Garderud 7:56.0 NR. 3000mSt, Roelants (Bel) 8:28.6; 2. Bergkvist 8:43.6; 3. Karlsson 8:44.0. 110mHH, Forssander 13.9; 2. Weum (Nor) 14.1. PV, Railsback (US) 16'1"; 2. Lagerquist 15'9". LJ, Boston (US) 24'2 $\frac{1}{4}$ ". SP, Matson (US) 65'4"; 2. Bendeus 59'2 $\frac{1}{4}$ ". HT, Burke (US) 214'5".

Other foreign news:

BUCARAMANGA, COL.--400m, Grajales 46.1. 100m, Montalva (PR) 10.4. LJ, S. Cruz (PR) 24'6 $\frac{7}{8}$ ".

PUERTO RICO--200m, Franceschi 20.9 NR. TJ, Toro 51'3 $\frac{1}{2}$ " NR. HT, Granell 174'0" NR.

KIEL, W. GER.--HT, Beyer 225'4 $\frac{1}{2}$ " NR.

MINSK, USSR--110mHH, Balikhin 13.9. 3000mSt, Giedov 8:41.8. LJ, Ponomarenko 25'4 $\frac{3}{4}$ ".

LENINGRAD, USSR--1500m, Verlan 3:43.0. 10,000m, Sviridov 29:11.8. HT, Tribunsky 220'6 $\frac{1}{2}$ "; 2. Achmarin 210'9".

STUTTGART, W. GER.--HT, Beyer 225'8 $\frac{1}{2}$ " NR.

WEST GERMAN CHAMPIONSHIPS, Stuttgart (incomplete report last issue)--800m, 2. Adams 1:47.7. 110mHH, 2. Trzmiel 13.9. 3000mSt, 2. Brosius 8:41.2; 3. Wagner 8:44.0. PV, Engel 16'5". LJ, 2. Schwarz 25'4". TJ, 2. Krivec 54'3 $\frac{1}{4}$ " w. SP, 2. Gloeckler 60'5 $\frac{1}{4}$ ". DT, 2. Wippermann 186'8". HT, 2. Fahsl 211'2". JT, 2. Bendlin 260'4 $\frac{1}{2}$ ".

YUGOSLAVIA 115, SWITZERLAND 96, Celje, Yugo.--SP, Suker 59'11". HT, Amman (S) 210'9".

AIX-LES-BAINS, FR.--HT, Husson 219'5".

FOREST, BEL.--Dec, Lespagnard 7042 NR.

RIGA, USSR--JT, Lusia 287'5 $\frac{1}{2}$ " NR (third best thrower ever).

FRANCE 124, SPAIN 87, Bayonne, Fr., Aug. 12-13--PV, Colusso 16'1". SP, Colnard 60'5 $\frac{1}{2}$ "; 2. Beer 60'3 $\frac{1}{4}$ ".

FRANCE VS. WEST GERMANY (Juniors), Augsburg, W. Ger., Aug. 12--400mR, France 40.2; 2. West Germany 40.3.

BUDAPEST, HUN.--DT, Fejer 189'9".

BELFAST, N. IRE., Aug. 16--Mile, Keino (Ken) 3:57.2; 2. Graham 3:59.4.

UMEA, SWE.--1500m, Nicolas (Fr) 3:42.6; 2. Hogberg 3:42.6. HJ, Hedmark 6'9 $\frac{1}{2}$ ".

TUREBERG, SWE.--DT, Haglund 187'0".

IVORY COAST--100m, Kone 10.3.

ST. SEBASTIAN, SP.--5000m, Gammoudi (Tun) 13:50.6; 2. Graham (GB) 13:53.6.

AUSTRALIA--10Miles, Clarke 47:50.0.

HYVINGE, FIN.--3000m, Leppilampi 8:01.4 NR.

SWITZERLAND--800m, Mumenthaler 1:48.1.

POLISH CHAMPIONSHIPS, Warsaw--400m, Badenski 46.7.

3000mSt, Luers 8:46.4; 2. Szklarczyk 8:47.4. 400mIH, Gubiec 51.2. LJ, Stalmach 25'6". TJ, Schmidt 55'3". DT, Begier 192'4"; 2. Piatkowski 189'3". JT, Nikiciuk 271'8 $\frac{1}{2}$ ".

NYERI, KEN.(6000-ft. altitude), Aug. 20--Mile, Keino 3:58.7 (also beat Kiprugut with 1:49.0 half-mile and placed third in three)

DOLE, FR., Aug. 20--100m, James (US) 10.4. 200m, Nallet 20.9... 3. James 21.1. 800m, Dufresne 1:46.8 NR. 110mHH, Schoebel 13.9 ENR. PV, Colusso 15'11". JT, Gapillard 255'4 $\frac{1}{2}$ ". 400mR, French National Team 39.8 (Berger, Delecour, Piquemal, Bambuck).

KIEV, USSR--5000m, Sviridov 13:39.8.

EISLINGEN, W. GER.--DT, Danek (Cze) 198'11".

COVENTRY, ENG.--1000, Boulter 2:06.2 NR.

BLANKENBERGHE, BEL.--200m, Steane (GB) 20.9. 1500m, De Hertoghe 3:43.8. 10,000m, Roelants 29:01.6.

INTERNATIONAL MARATHON, Madrid, Sp., Aug. 23--1. C. Miller (US) 2:22:09.4 (only his third marathon); 2. Aragul (Por) 2:22:56.2; 3. Waide (Swe) 2:22:58.2; 4. Kunen (Neth) 2:25:14.2; 5. Larven (Fin) 2:25:43.0.

THONON, FR., Aug. 27--100m, James (US) 10.4. 200m, 3. James 21.1. LJ, Pani 25'11 $\frac{3}{4}$ ". TJ, Dia Mansour (Senegal) 52'6 $\frac{1}{2}$ ". 400m, French team 39.6 (Berger, Delecour, Piquemal, Fenouil).

CREIL, FR.--SP, Colnard 59'7 $\frac{1}{2}$ ". JT, Monet 253'4".

LUBECK, W. GER.--100m, Hirscht 10.3. DT, Wippermann 191'3".

DUSTON, ENG., Aug. 26--Mile, Simpson 3:58.1; 2. Rushmer 3:58.7.

LONDON, ENG., Aug. 28--Mile, Keino (Ken) 3:53.8 (56.0c, 1:56.9, 2:56.1, 3:36.7); 2. Simpson 4:00.4; 3. Roseman 4:02.3; 4. Billington 4:02.8. 3Mile, Rushmer 13:09.2; 2. Temu (Ken) 13:09.6; 3. Taylor 13:18.0. 440, Toomey (US) 47.4. 440IH, 2. Toomey 53.2.

AIX-LA-CHAPELLE, W. GER.--100m, Wilke 10.2. 200m, Wilke 20.8. 400m, Hennige 46.6. 400mIH, Hennige 51.4.

ROKKO MARATHON, Tokyo, Jap., Aug. 30--1. Laris (US) 2:30:42.

ESKILSTUNA, SWE., Aug. 31--110mHH, Forssander 13.9. (Boston dnf, pulled muscle). DT, Haglund 191'1 $\frac{1}{2}$ "; 2. Bruch 185'1. 3. Matson (US) 183'8 $\frac{1}{2}$ ". HT, Burke (US) 208'8 $\frac{1}{2}$ ".

IENA, E. GER.--400mR, National team 40.4.

COTBUS, E. GER.--HJ, Pfiel 6'10 $\frac{3}{4}$ ".

GROSNI, USSR--100m, Andreyev 10.3. Dec, Tchelkov 7652.

BRATISLAVA, CZECH.--100m, Svaby 10.3.

GAEVLE, SWE., Sept. 1--PV, Railsback (US) 15'9". LJ, Hoek 23'4"; 2. Boston (US) 23'1 $\frac{3}{4}$ ". SP, Matson (US) 64'7 $\frac{1}{4}$ ". HT, Burke (US) 210'9".

GOTEBORG, SWE., Sept. 4--1500m, Wadoux (Fr) 3:43.4; 2. Nicolas (Fr) 3:44.4; 3. Kvalheim (Nor) 3:44.8. 110mHH, Forssander 13.9; 2. Trzmiel (WG) 14.0; 3. John (WG) 14.0. 400mIH, Hennige (WG) 51.4. 3000mSt, Roelants (Bel) 8:31.0; 2. Bergkvist 8:43.2; 3. Carlsson 8:47.8. LJ, Boston (US) 23'8 $\frac{1}{4}$ ". SP, Matson (US) 64'5 $\frac{1}{4}$ ". DT, Matson 190'8"; 2. Haglund 187'5 $\frac{1}{2}$ "; 3. Bruch 186'3 $\frac{1}{2}$ ".

KIEL, W. GER.--HT, Beyer 226'7 $\frac{1}{2}$ " NR.

HAGEN, W. GER.--400mR, West Germany 39.4 ENR (Hirscht Wilke, Enderlein, Assion).

MENDEN, W. GER.--110mHH, Trzmiel 13.8.

PRAGUE, CZECH.--DT, Danek 209'2". 100m, Svaby 10.3. 400m, Balachowski (Pol) 46.5.

LIEGE, BEL.--Dec, Lespagnard 7277 NR; 2. Herbrandt 7050.

KIEV, USSR--5000m, Makarov 13:34.8.

VAEXJOE, SWE., Sept. 5--PV, Railsback (US) 16'5". SP, Matson (US) 63'10".



WORLD STUDENT GAMES, Tokyo, Japan, Aug. 30-Sept. 4--100m, Kone (IC) 10.4; 2. T. Smith (US) 10.5... 6. Campbell (GB) 10.8. Heats: 1-1. T. Smith 10.5. IV-1. Campbell 10.5. Semis: 1-1. T. Smith 10.4; 2. Campbell 10.6. 200m, T. Smith 20.7; 2. Campbell 21.3. Semis: I-1. T. Smith 21.6. 400m, Roeper (WG) 46.0; 2. Muller (WG) 46.6; 3. Bello (It) 46.7. Heats: I-1. Roeper 46.7. 800m, Doubell (Aus) 1:46.7; 2. Kemper (WG) 1:46.7; (no info on 3rd and 4th)... 5. Bell (US) 1:48.9. 1500m, Tummier (WG) 3:43.4; 2. Bailey (Can) 3:43.5; 3. Del Buono (It) 3:44.0. 5000, Sawaki (Jap) 14:03.8; 2. Nelson (US) 14:05.4. 10,000, Sawaki 29:00.0; 2. Nelson 29:00.6; 3. Phillip (WG) 29:21.4. 3000St, Kuha (Fin) 8:38.2; 2. Jackson (GB) 8:42.8. 110HH, Ottoz (It) 13.9; 2. Copeland (US) 14.0. Heats: II-1. Copeland 14.4. 400IH, Whitney (US) 49.8. (No other places in finals or heat info available.) HJ, Todostjevic (Yug) 6'8 $\frac{3}{4}$ ". PV, Engel (WG) 16'5"; 2. Seagren (US) 16'1". (No other results available.) LJ, Abe (Jap) 25'3 $\frac{1}{2}$ "; 2. Pousi (Fin) 24'10". TJ, Sauer (WG) 52'8 $\frac{3}{4}$ "; 2. Pousi 52'3 $\frac{1}{2}$ ".... 4. Craig (US) 51'3 $\frac{1}{2}$ ". SP, Steinhauer (US) 62'11 $\frac{1}{2}$ ". (No other results available.) DT, Carlsen (US) 196'4"; ... 3. Steinhauer 174'5". JT, Travis (GB) 251'5". HT, Ishida (Jap) 213'1 $\frac{1}{2}$ ". Dec, Walde (WG) 7819. 400R, Italy 40.2 (Roscio, Preatoni, Giani, Berruti); 2. Japan 40.2; 3. Great Britain 40.3; 4. West Germany 40.4; 5. United States 40.7. 1600R, West Germany 3:06.7 (Thiemann, Krusmann, Muller, Roeper); 2. Great Britain 3:06.7; 3. Australia 3:08.4; 4. France 3:08.5.

Greece and became Panhellenic.

Modern Olympiads:

I	Athens, Greece	1896	XI	Berlin, Germany	1936
II	Paris, France	1900	XII	Not celebrated, war	1916
III	St. Louis, USA	1904	XIII	Not celebrated, war	1916
IV	London, England	1908	XIV	London, England	1948
V	Stockholm, Sweden	1912	XV	Helsinki, Finland	1952
VI	Not celebrated, war	1916	XVI	Melbourne, Austr.	1956
VII	Antwerp, Belgium	1920	XVII	Rome, Italy	1960
VIII	Paris, France	1924	XVIII	Tokyo, Japan	1964
IX	Amsterdam, Neth.	1928	XIX	Mexico City, Mex.	1968
X	Los Angeles, USA	1932	XX	Munich, W. Ger.	1972

### Ancient Olympic History

by Larry K. Larson

Among the ancient semi-religious Pan-Hellenic festivals which incorporated athletic contests were the Isthmian, Pythian and Nemean. The early Greek belief was that the spirits of the dead were pleased by the same spectacles which entertained them during life.

The most important and most famous of the Greek festivals was that held in a sacred valley at Olympia in Elis and dedicated to Zeus, chief of the gods of Olympus. These Games were first recorded in 776 B. C. (although it is believed that their origin was earlier) and were held every four years. This four-year interval was called an Olympiad.

The first known race was a sprint the length of the field (a stade), won by Coroebus of Elis. In the Games of the XIV Olympiad, a race of twice the length of the stadium was added and in the XV an endurance race, in which the athletes ran 12 times around the field.

The Games were continued until 394 A.D., when the Roman Emperor Theodosius, a Christian, abolished them as a pagan festival. They had survived for about 300 Olympiads of 1200 years but had fallen into the evils of professionalism.

Excavations of the ruins of the ancient stadium were taking place in 1878. This work was actually started by the French government in 1829. In 1875, the German government continued the work of the French, who had run short of money. By 1881, the ruins were completely uncovered.

All the romance and glory of the Olympic spirit led Evangelos Zappas, a wealthy Greek, to re-establish the Olympic Games in Greece. The Greek government supported Zappas and accepted his money, but ineffectively organized the Games. Both were examples of what not to do, and the modern Games of 1859 and 1870 are forgotten in history.

In the first Modern Olympics, held in 1896, the marathon was added in honor of the courageous run by the Greek hero, Pheidippides. This distance was about 23 miles--not the present 26 miles, 385 yards, which was established in London's 1908 Games. Michel Breal, a Frenchman who wanted to do something to help the Olympics, sponsored a trophy for a "race of all races". He therefore originated the marathon. A Greek peasant, Spiridon Loues, after fasting and prayers, won it in 1896, and the Crown Prince of Greece and his brother carried Loues on their shoulders to the Royal box in honor. This victory offset Greek jealousy that foreigners had won all the other events.

Only head of government of a host country ever to fail to open an Olympics was US President Herbert C. Hoover in 1932. Vice-President Charles Curtis did the honors while Hoover was campaigning for re-election.

Older than the Greek festivals are the Tailteann Games or Lughnasad, established more than 3000 years ago in Ireland by Lughaid, one of the gods of Dea and Anna, in honor of his foster mother, Faith.

Before the Olympic Games, the Greeks held festivals to honor departed tribal chieftains. It was the early practice to hold general games at the tomb of Pelops to worship their departed heroes. The Olympic Games started as a local thing and soon spread over all of

### Correspondent's Videoview of LA Meet

by Jack Shepard

Imagine. Four hours of live television on the US-Commonwealth meet in Los Angeles. How wonderful for a track nut who up his vacation at the USTFF and AAU meets. But wait a minute. Haven't the TV networks always messed up live coverage before (except for the excellent coverage in LA of the NCAA in Provo). Oh it's better than nothing at all, though the meet should have been scheduled in the cooler late afternoon or evening for the athletes, not during the hottest part of the day--strictly for TV coverage.


Saturday afternoon: Disappointed that the opening 10 min is taken up with commercials and filler waiting for the first event. Hooray. H. D. Thoreau is handling the commentary, a knowledgeable and articulate track nut. The women's 100 is set me) by Surge of Australia. Hope upsets aren't the tone of the meet. Here's a big event right away--Hines versus Greene in the 100-meters with Willie Turner and Lennox Miller thrown in for spice. Hines jumps. Seems typical of all his big races this season--get jump to put the pressure on. Turner jumps, and jumps again. I'm out. Too bad, we lose at least one point. Hines is out too fast. He's out, too. Boy, down at least three points and the race hasn't started. Have to blame Hines for all four false starts, and he deserves to be out. Tried to pull a Dennis Johnson with the slow start to set after all other men are set and waiting. Starter held up for Hines, but others expected gun and Turner jumped. I would have warned Hines. Cool Charlie should have race to himself now. Oops. Forgot about Miller. That 10.1 is mighty fast for the slo Coliseum track. Looks like boot camp doesn't set well with Greene. Not getting results of races very fast and then only order of finish not times. Hope it improves.

Here comes the highs. Should be great but slow track and cross-wind will hold down time. McCullough jumps. Hope this is a 100 repeat. They are off, and US has big lead at first hurdle. What a beautiful sight to see, three hurdlers stride for stride in perfect unison over 10 flights of hurdles. Hope we get a video record in slow-motion. Yes. Beautiful. On to the field with Gil Stratto commenting. Vault starts at 13'9". Hope we get to see it all, but doubt it with only 90 minutes left in the telecast. Events are coming fast now and TV men aren't having to fill in much. Great. Ther Les Mills in the shot. There he is again. Where's Randy? Get shot of the Big One, but four of Mills. Finally, a re-run of Randy's winning toss. Hooray for Maggard, a lifetime best. Fr Randy's expression on the interview with Tom Harmon, it appears he lost. But I guess he didn't even work up a sweat for this meet what with Steinhauer being off form. Also surprised to learn Randy is from University of Texas. Bet the Longhorns would have loved to have him for the conference meet.

Here's the 1500. Surprised it is so early in the program. Boy, a world record right off the bat. Hope the heat and wind don't bother Jim. Not much of a field except for Keino, and I hear he's ready for this big a test yet. There's the start. Something's wrong with Jim's at the back of the pack, not at all like his AAU mile. Gosh, hope he isn't sick. What a terrible lap--60.9 for Jim. Whew, he's all right. There he goes after Keino, but the record looks doubtful. Look at Kip and Jim go. Wow, a 56.5 second lap. I think Jim can't hold it now: 2:55.1 for 1320 and a 58.0. He's on a good pace now. Hold it, Jim, baby. Fantastic. Look at that long finishing kick. 100 yards out and no doubt he's got the record, but how much? and five-tenths off the record, just like his Berkeley mile. He just has to run 3:29 and 3:45 or 46 before he quits. Tom Harmon must have been mesmerized by the race as he interviews Ron Clarke about the 1500. He keeps referring to Ryun as Jimmy Clark (the car driver), but I doubt Jim will be able to run quite that fast.


Now it's the 400. The great races are following each other rapidly now. I'd think Evans could get the record if it weren't for the heat and wind. Matthews and Kemp should stay close. H. D. Shepard Evans has made up stagger on Cayenne in first turn, but actually





**100-YARDS (above):** CHARLIE GREENE (Nebr) holds off LENNOX MILLER (So Cal), 9.2 to 9.3. Other finishers are BOB ROVERE (E Tenn St) 9.4, FRED KULLER (So Cal) 9.5, JERRY BRIGHT (Ariz St) 9.5, O. J. SIMPSON (So Cal) 9.5, JIM LEE (Md) 9.6 and JIM FREEMAN (Murray St) 9.6.  
**880-YARDS (below):** WADE BELL (Ore) beats DENNIS CARR (So Cal), 1:47.6 to 1:47.9, as early pacesetter LARRY KELLY (Tenn) finishes third in 1:48.1.


**220-YARDS (above):** TOMMIE SMITH (San J Cal), 20.4. JERRY BRIGHT (Ariz St), 20.6  
**120-YARD HIGH HURDLES (below):** EARL MOND FLOWERS (Tenn), 13.4; ERV HALL ROGER NEISWENDER (Tenn), 13.7; PAUL



**NCAA PHOTOTIMER PICTURES BY BULOVA**

These photos show each athlete as he crosses the finish line and indicate the relative distance between runners at that point. They differ from normal flat action shots taken at the finish line in that regular photos can show only the distance athletes are behind when the first place athlete completes the race. The film in the expensive Bulova camera rotates roughly at the speed at which the athletes are traveling, and the lens is focused only on a narrow area at the finish line. The white lines on most of the photos do not indicate the finish line but can serve as a straight line guide. All times indicated in photos are electric and were not used officially in this meet. However, non-winning times were adjusted by T&FN by subtracting the differential from the hand-time given for first place--in accordance with the IAAF approved conversion factor. To determine placement of athletes, place a ruler vertically at the front of an athlete's torso (from neck to hips but not head, arms, legs or feet). (All photos courtesy of Bulova Phototimer)






BULOVA PHOTOTIMER PHOTO FOR FIRST PLACE

eds 20.2 to defeat LENNOX MILLER (So  
 OVEE (E Tenn St), 20.7, follow.  
 UCH (So Cal), 13.4, wins from RICH-  
 5; RON COPELAND (UCLA), 13.7;  
 Cal), 13.9; JIM WILKERSON (Rice), 13.9.

440-YARDS (above): EMMET TAYLOR (Ohio U), 45.9, upsets STEVE CARSON (Ia St), 45.9,  
 and MIKE MONDANE (Ia), 46.0. Surprising CHARLES BENSON (So Ill) nips DON DOMANSKY  
 (UCLA) for fourth, 46.3 to 46.4. 440-YARD INTERMEDIATE HURDLES (below): BOB STEELE  
 (Mich St) runs 50.2 to repeat as champion. Next come ANDY BELL (Amer U), 50.6, and GEOFF  
 VANDERSTOCK (So Cal), 50.7.



BULOVA PHOTOTIMER PHOTO FOR FIRST PLACE

BULOVA PHOTOTIMER PHOTO FOR FIRST PLACE



Cayenne is moving backwards fast. Lee still hasn't gained on Matthews or Kemp coming around second turn. Into the straight and Matthews has big lead, but there goes Lee with his high-stepping stride. Look at him go! Bad angle on TV. Who won? Lee did, but Matthews must have run the same time. Hope the women's 800 is as exciting as last year when Charlette Cooke held off Judy Pollock and rest of field in great stretch run. Who is this Madeline Manning of US? She'll burn herself out with that pace. H. D. says she is on WR pace at 400. Here come Brown and Pollock. Now we'll see a race. Oh no, Brown is fading coming into the final straight, so Pollock should easily take Manning. Gummy girl, this Manning, as she holds narrow lead all the way to the tape and gets American record, just off world record. One of the great races I have seen. Just like Ryun's 800 here last summer. Back to the vault. Railsback is out trying a lowly 16'1", but crosswind seems to really be bothering vaulters. Probably won't see at 17-footer. Seagren is out trying 16'8" and Wilson misses first try at 17'5" as it is time to sign off. Saw one triple jump, lots of the 10,000 which was dull on TV. Thought US might do well against better runners due to heat, but Temu looked great from two to five miles. Women's 400 relay--pretty sloppy passing. Hope to see men run. Nope, here come the final commercials. Oh well, saw a world record and many events in two hours. Hope we get re-runs of other events tomorrow.

Sunday afternoon: First event was the 400 IH. Looked like Whitney was in deep trouble down the back straight as he was fading and Knoke was getting a big lead. Knoke misses his step and here comes the pack, with Whitney the fastest. Atta boy, Ron. Beautiful finish and wow, 49.3. Hope the old Oxy tiger can do this next year. He'll be an Olympic favorite. Burge wins the 200 as well. Guess she isn't so unknown after all. Tommie Smith should breeze in 200, but he false starts. Unusual for him. Very bad start for Tommie. Hines looks like he has it, but here comes giant-striding Tommie down the stretch to nip our Gulf Coast favorite at the tape. I guess ROTC camp didn't take too much from Smith as he went 20.2. Also, it was announced he was 6'2" and 180 years old. A 20.2 is really fast at that age, even at 90.

Long jump is underway, and Ralph has 27'3" twice. Four men over 26. This is terrific for the Coliseum pit. Now it's a video re-run of the men's 400 relay with Hines "busting through" for a 39.0 to equal the Bob Hayes-led team at Tokyo. Commonwealth might have won if Miller hadn't started too quickly on final handoff. Boy, those women sure run. The 400 is exciting as English girl comes from way, way back to nip Pollock at tape. If girls improve as much in next five years as they have in last five, some of the men had better start worrying.

The 800 should go to Bell with that patented devastating kick he turns on with 220 to go. He wins easily though Kiprugut gives it a try but falls two yards short. Bell (from a slow-motion film) actually eases off with three yards to go. He's my American choice for the Olympics, unless Ryun tries two events. The steeplechase is a hum-drum affair with only the high-placing Nightingale being a surprise. The heat must have gotten to Herriott.

Am getting tired of hearing combined team scores every five minutes. One would think the world problems were going to be decided by the point outcome. The high jump moves rapidly, but lacks much excitement as we see only scattered jumps. Peckham looks good on approach and clearing, while Americans look too slow. Caruthers wins. Surprise. I thought he lost on misses. A surprise; Babka wins the discus. How far? Did I hear 203-plus from the PA in the background. We oldsters are always happy to have another oldster keep winning.

The 5000 would be great, maybe even a WR, if it was held at night or in a cooler climate, like Scandanavia. Keino is impressive with that long, loping stride by comparison to the clipped, precise step of Clarke. Keino has it with three laps to go as Clarke can't get ahead to wither Keino's kick. Keino will be the Olympic champ. A great two days for him.

Good for McNabb. He is having an amazingly consistent year for a javelinist. He has improved in all the big meets and has been over 260 in the last four big-pressure meets--USTFF, NCAA, AAU and here.

The 1600 relay should produce a WR. Great group of 440 men, and Matthews is infinitely better than Frey, who ran on WR team here last year. Matthews leads off in 44.9, well ahead of record pace. Kemp looks great, but fades at end. No worry. Evans and Smith still to come. Smith loafs his leg, and Domansky's brilliant 44.6 almost catches a scared Evans. Evans must be real happy with Tommie for the "jets' " great third leg.

Good for Ron Laird. He had been setting American records for years, but has been unsuccessful in the international matches.

Meet is over and the final commercials come on, though women's long jump, javelin and decathlon are still going. My general

impression is of a great and exciting meet with better than average TV coverage. CBS maybe has learned to let a knowledgeable track man do most of the talking while keeping their regular, but poorly informed, personnel in the background. H. D. made only one error in my book by stating the 1600 relay was the second fastest ever. It was the third behind last year's WR and the Olympic WR teams.

### All-Time Indoor Relay Splits

by Jack Shepard

The following relay splits represent the fastest known, or at least published, relay splits at the common distances for the five types of indoor tracks designated by Track & Field News. Unfortunately, many meets do not record and/or report splits, so many quality marks most certainly have been overlooked.

<b>220:</b>			
a (12 or more laps, banked)	none available		
b (nine to 11 laps, unbanked)	none available		
c (nine to 11 laps, banked)			
21.6	Bob Frey (Strid)	3/3/67	Oakland, Calif
21.7	Frank Budd (Vill)	2/24/62	New York, NY
21.9	George Syndor (Vill)	2/18/56	New York, NY
22.3	Kozlowski (Vill Fr)	3/10/62	New York, NY
d (eight laps or less, unbanked)			
21.7	Bob Rudesill (Mich)	2/11/56	East Lansing, Mich
22.2	Dick Flodin (Mich)	2/11/56	East Lansing, Mich
22.4	John Jackson (Kans Fr)	3/19/66	Manhattan, Kans
22.5	George Byers (Kans Fr)	3/19/66	Manhattan, Kans
22.7	Norm Gottlieb (Wn Mich)	3/11/66	East Lansing, Mich
e (eight laps or less, banked)			
21.9	Norm Gottlieb (Wn Mich)	3/26/66	Kalamazoo, Mich
22.1	Boice Bowman (Wn Mich)	3/26/66	Kalamazoo, Mich
22.2	Floyd Cook (Wn Mich)	3/24/66	Kalamazoo, Mich
22.2	Clay Leek (Wn Mich)	3/26/66	Kalamazoo, Mich
22.3	Joel Johnson (Wn Mich)	3/24/62	Kalamazoo, Mich
<b>440:</b>			
a (12 or more laps, banked)			
47.6	Don Payne (Kans St)	2/26/66	Kansas City, Mo
47.9	Mel Barnwell (Pitt)	3/21/58	Cleveland, Ohio
	Glenn Davis (Ohio St)	3/21/58	Cleveland, Ohio
48.3	Willie Atterberry (Mich St)	3/21/58	Cleveland, Ohio
	Charles Strong (Okla St)	3/3/62	Kansas City, Mo
48.4	Charles Mays (Md St)	2/2/63	Philadelphia, Pa
48.5	Dave Lean (Mich St)	3/21/58	Cleveland, Ohio
b (nine to 11 laps, unbanked)			
none available			
c (nine to 11 laps, banked)			
46.3	Theron Lewis (Sn)	3/5/66	Albuquerque, NM
46.5	Tommie Smith (San Jose St)	2/17/67	San Francisco, Cal
	Tommie Smith (San Jose St)	3/4/67	Oakland, Calif
47.0	Charles Mays (MdSt)	2/24/62	New York, NY
47.1	Don Webster (Strid)	2/22/64	New York, NY
	Theron Lewis (Sn)	2/25/65	New York, NY
	Jim Kemp (49er TC)	12/22/67	Mobile, Ala
d (eight laps or less, unbanked)			
46.4	George Kerr (Ill)	3/5/60	Columbus, Ohio
46.5	Dave Mills (Purdue)	2/10/62	East Lansing, Mich
46.7	Wendell Mottley (Yale)	2/29/64	Ithaca, NY
46.9	Don Payne (Kans St)	3/19/66	Manhattan, Kans
47.0	Kent Bernard (Mich)	3/2/63	Madison, Wisc
47.2	Charles Strong (Okla St)	3/24/62	Manhattan, Kans
47.6	Tony Seth (Mich)	3/5/60	Columbus, Ohio
	John Parker (Mich St)	2/10/62	Madison, Wisc
	Vince McArdle (Manh)	2/1/64	Annapolis, Md
e (eight laps or less, banked)			
46.1	Theron Lewis (Sn)	2/12/66	Louisville, Ky
46.7	Ray Saddler (Tex So)	2/27/65	Louisville, Ky
	Anthony Gates (Sn)	2/11/67	Louisville, Ky
46.9	Ralph Stephenson (Wn Mich)	3/26/66	Kalamazoo, Mich
47.2	Ray Saddler (Tex So)	2/16/63	Louisville, Ky
	Dave Crook (49ers)	2/11/67	Louisville, Ky
47.3	Earl Rogers (Md St)	2/29/64	Louisville, Ky
	Martin McGrady (Cent St)	3/26/66	Kalamazoo, Mich
47.5	Robert Grayer (Cent St)	2/16/63	Louisville, Ky
	Everett Mason (Sn)	2/11/67	Louisville, Ky
<b>880:</b>			
a (12 or more laps, banked)			
1:48.8	Arnie Sowell (Pitt)	3/16/56	Cleveland, Ohio
1:49.1	Ed Moran (Penn St)	3/20/59	Cleveland, Ohio

1:49.9	John Bork (Wn Mich)	3/17/61	Cleveland, Ohio
1:51.0	John Reilly (Geotwn)	3/2/63	Cleveland, Ohio
1:51.2	Arnie Sowell (Pitt)	1/20/56	Cleveland, Ohio
	Tom Carroll (Yale)	3/18/60	Cleveland, Ohio
1:51.3	Ergas Leps (Mich)	3/16/62	Cleveland, Ohio
b (nine to 11 laps, unbanked)			
none available			
c (nine to 11 laps, banked)			
1:48.0	Arnie Sowell (Pitt)	3/24/56	Chicago, Ill
1:48.4	Bill Crothers (EYTC)	2/3/62	Boston, Mass
1:48.6	Arnie Sowell (Pitt)	1/14/56	Boston, Mass
1:48.7	Noel Carroll (Vill)	2/1/64	Boston, Mass
1:48.8	John Reilly (Geotwn)	2/2/62	New York, NY
1:49.0	Dennis Carr (So Cal)	3/12/66	Detroit, Mich
	Ron Kutchinski (Mich)	2/10/67	New York, NY
d (eight laps or less, unbanked)			
1:47.9	Jim Ryun (Kans)Fr	3/19/66	Manhattan, Kans
1:48.2	Jim Ryun (Kans)	2/11/67	East Lansing, Mich
1:50.1	Bill Dotson (Kans)	3/24/62	Manhattan, Kans
1:50.2	Tom O'Hara (Loyola)	2/10/62	East Lansing, Mich
	Tom Von Ruden (Okla St)	2/13/65	East Lansing, Mich
1:50.3	John Bork (Wn Mich)	2/4/61	East Lansing, Mich
1:50.5	Tom Farrell (St John's)	12/11/65	Annapolis, Md
e (eight laps or less, banked)			
1:48.8	Noel Carroll (Vill)	2/15/64	Louisville, Ky
1:49.0	Tom Sullivan (Vill)	2/27/65	Louisville, Ky
1:49.5	Tom Sullivan (Vill)	2/15/64	Louisville, Ky
1:50.0	Ed Duchini (Geotwn)	2/16/63	Louisville, Ky
	John Reilly (Geotwn)	2/16/63	Louisville, Ky
1:50.1	Noel Carroll (Vill)	2/27/65	Louisville, Ky
Mile:			
a (12 or more laps, banked)			
none available			
b (nine to 11 laps, unbanked)			
none available			
c (nine to 11 laps, banked)			
4:00.6	Dave Patrick (Vill)	3/10/67	Detroit, Mich
4:01.6	Conrad Nightingale (Kn St)	3/10/67	Detroit, Mich
4:05.9	Art Dulong (H Cross Fr)	3/4/67	New York, NY
4:08.5	John Link (So Cal)	3/10/67	Detroit, Mich
4:11.4	Tom Sullivan (Vill Fr)	3/10/62	New York, NY
4:14.0	Archie San Romani (Ore)	1/27/62	Portland, Ore
d (eight laps or less, unbanked)			
4:02.1	Jim Ryun (Kans Fr)	3/19/66	Manhattan, Kans
4:03.9	Bill Dotson (Kans)	3/24/62	Manhattan, Kans
4:07.8	Conrad Nightingale (Kn St)	3/19/66	Manhattan, Kans
4:08c	Wes Dutton (Kans St)	2/11/67	East Lansing, Mich
4:09.2	Dick Pond (Wn Mich)	2/13/60	East Lansing, Mich
4:11.7	Bob Lake (Mich St)	2/13/60	East Lansing, Mich
4:11.8	Ted Nelson (Wn Mich)	2/11/66	East Lansing, Mich
4:12.4	Bill Squires (N Dame)	2/11/56	East Lansing, Mich
e (eight laps or less, banked)			
4:09.0	Tom Kearney (Mich)	2/3/67	Kalamazoo, Mich
4:09.3	Jim Johnson (Wn & Mary)	2/5/66	Lexington, Va
4:12.1	Ted Nelson (Wn Mich)	3/26/66	Kalamazoo, Mich
4:15.6	Dick Greene (Wn Mich)	3/24/62	Kalamazoo, Mich
4:15.7	Hays (Mich)	2/2/63	Ann Arbor, Mich
4:16.6	John Flaminio (Wn Mich)	3/26/66	Kalamazoo, Mich
4:16.9	Jerry Bashaw (Wn Mich)	3/24/62	Kalamazoo, Mich
1320:			
a (12 or more laps, banked)			
none available			
b (nine to 11 laps, unbanked)			
none available			
c (nine to 11 laps, banked)			
2:58.3	Wes Dutton (Kans St)	3/10/67	Detroit, Mich
2:58.7	Dennis Carr (So Cal)	3/10/67	Detroit, Mich
2:59.7	Charles Messenger (Vill)	3/10/67	Detroit, Mich
3:00.6	Vic Reeve (Ore)	1/27/62	Portland, Ore
d (eight laps or less, unbanked)			
2:55.8	Lowell Paul (Kans)	3/19/66	Manhattan, Kans
2:58c	Conrad Nightingale (Kn St)	2/11/67	East Lansing, Mich
3:00.8	Wes Dutton (Kans St)	3/19/66	Manhattan, Kans
3:01.2	Mike Petterson (Kans Fr)	3/19/66	Manhattan, Kans
3:01.8	Dick Greene (Wn Mich)	2/9/66	East Lansing, Mich
3:02.6	Ted Riesinger (Kans)	3/24/62	Manhattan, Kans
3:04.2	Larry Peck (Wn Mich)	2/11/66	East Lansing, Mich
3:04.7	Jerry Ashmore (Wn Mich)	2/13/60	East Lansing, Mich
e (eight laps or less, banked)			
3:03.1	Ron Kutchinski (Mich)	2/3/67	Kalamazoo, Mich
3:06.4	Ted Nelson (Wn Mich)	3/26/66	Kalamazoo, Mich
3:07.9	Ted Nelson (Wn Mich)	2/5/66	Ann Arbor, Mich

## Sportswriter Serves as Meet Referee

by Ed Friel  
(Newark, N. J., Daily News)

"How much do you know about track and field?" I asked myself that question shortly after Princeton coach Pete Morgan stood on his feet at a Leone's track luncheon and calmly announced that history would be made at the annual New Jersey College Championships at Princeton's Palmer Stadium with a track writer serving as referee. I was the guy elected.

Then things began to happen. Frank Dolson of the Philadelphia Inquirer came up with a story out of the Penn Relays that Dave Patrick had won the two-mile relay championship for Villanova with out a baton in his hand crossing the finish line. At the Quantico Relays, Jersey City State coach Tom Gerrity filed a protest that his hurdler Ray Sernitsky was fouled three times by Marine Lt. Courtland Gray in one of the heats of the 120-yard high hurdles. Gerrity alleged that Gray's trailing leg whacked three of Sernitsky's hurdle in the next lane.

And then, lo and behold, Jim Dunaway, the long-haired representative of Track & Field News in the East, brought up an argument as to whether the inside or outside of the sector line of the throwing events was the outside barrier.

When Morgan hit me with the referee chore, I passed it off as a nice gesture by Pete and his fellow coaches for the assistance had given to get the Jersey meet off the ground and helped to build it in the ensuing years. But, unfortunately, in this case, my mother always preached to me in my youth (many years ago) that "if you are going to attempt something, do it the best way you can."

First, I didn't want to be any part of the kind of mumbo-jumbo that came out of the Penn and Quantico incidents. The only comment on them I feel is proper here is congratulations to Georgetown coach Steve Benedek for refusing to make a protest, and insisting I was up to the officials to investigate the matter and make a decision.

So I took myself into a corner with an NCAA Track and Field Guide. It marked the first time that I had stuck my nose in a rule book since back in the early '50s when Ned Irish decided to put the five Madison Square Garden track meets on live television. Some one (maybe it was me) decided I should write an article and dig up some pictures for our Sunday magazine section that would be helpful to the TV viewers witnessing indoor track for the first time.

Now, at least, we can answer Dunaway's question. The inside of the sector line is the outside boundary in the throwing events. In short, if a throw draws chalk, it's a foul. Here is the rule that could have settled the Penn and Quantico incidents. It's the last paragraph under duties of the inspectors on page 6: "The duties of the inspectors are clear and binding: to detect and report in writing, without waiting for a protest, ALL apparent violations of the rules to the chief inspector. In so doing, they assume no responsibility for disqualification. Only the referee can disqualify."

At Quantico, evidently what happened was that the inspector forgot about section five, under Placement of Inspectors. It reads: "During straightaway dashes and hurdle races, at least two inspectors should stand behind the starting line. The others, at intervals along the track."

One particular regulation I think is worthwhile mentioning here is rule 20--The Finish--on page 16. This is one I'll bet my hat on that few fans understand. It reads: "Competitors shall be placed in the order in which any part of their torsos (Note: The torso so includes the neck but does not include the hands, arms, head, legs or feet.) reached the finish line. A competitor crawling or rolling across the finish line is not considered to have finished until his entire body has crossed the finish line."

Additional notes explain fully that the finish yarn is only a guide for the judges, the true finish line being marked on the track.

## Track Field News Seeks Editorial Help

Track & Field News is seeking editorial assistants, either one full-time or two part-time employees. Depending on how the void is filled and because we can shift around present responsibilities, there is an opening in either the statistical or journalistic positions--and perhaps both or a combination of the two.

If you're interested in receiving a detailed description of the qualifications and potentials involved, write immediately to Dick Drake, Managing Editor, Track & Field News, P.O. Box 296, Los Altos, California 94022.